

# Vanity

30° fixed light

## Light fixture description

Wall light fixture. Transprent ribbed borosilicate glass. Satin bronze galvanized aluminum. LED light with opal white diffuser on satin bronze galvanized aluminum structure located inside the glass. Remote controller and power supply.

30° fixed light version - valid for left and right use.

## Lighting fixture description

Reference code	C17AL-0010-D03R00
Degree of protection IP/IK	IP44
Mounting type	wall lamp
Color / finish	Transprent ribbed borosilicate glass. Antique satin bronze galvanized aluminum. Opal white acrylic diffuser.
Physical dimensions	l.70 x p.82 x o.h.835 mm - 4 kg net, without remote power supply unit and controller
Plug	4 Pin plug lamp to wire extension, included; 5m wire extension included
Notes	maximum distance allowed for remote driver and power supply unit: 5m



## Light source

Wattage	30W (2 x 15W)
Lumen	4200lm
Color Temperature (K)	2700 CRI93
Voltage	24V - 220-240V remote power supply

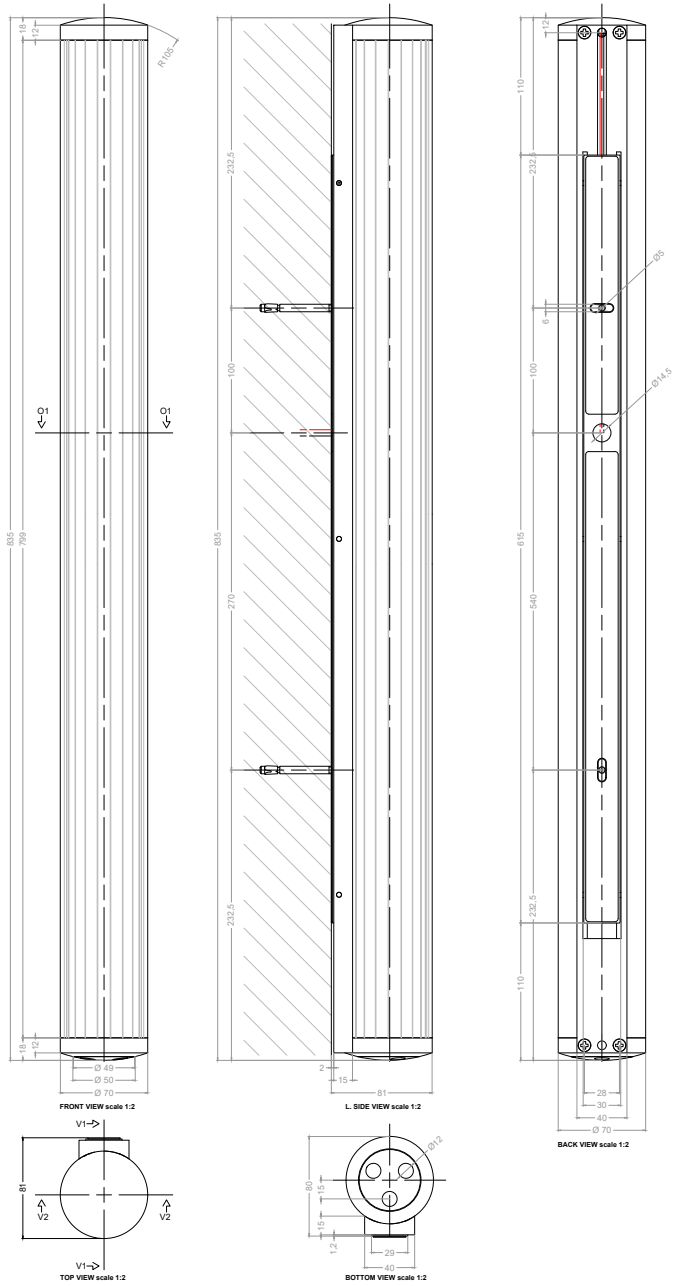
## Control gear / Ballast / Transformer

Manufacturer	ELDOLED & Meanwell
Type	DALI controller & Power supply
Reference	LINEARdrive 210/D & LRS-75-24
Voltage / frequency	12-28V max 8A & 24V / 50-60Hz
Wattage	200W DALI controller & 75W PSU
Dimming / addressable	DALI
Other	-

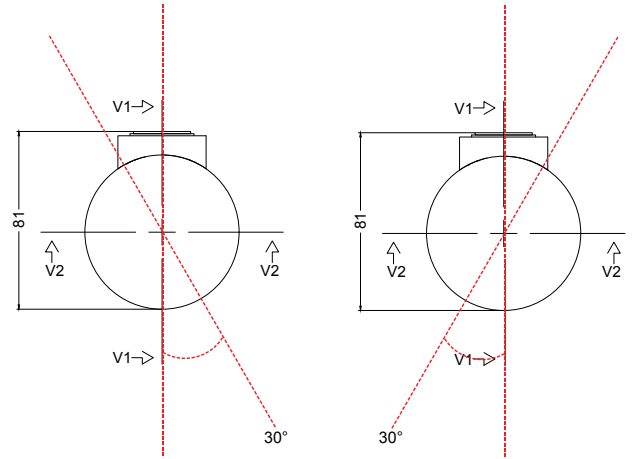
# Vanity

30° fixed light

## Dimensions



30° fixed light version - valid for left and right use: lamp can be installed up/down to obtain right or left light emission result.



Metal finish options




ANTIQUÉ BRONZE  
Available: • Glossy • Matt




ANTIQUÉ BRASS  
Available: • Glossy • Matt



GOLD 24KT PLATED  
Available: • Polished • Satin



ROSE GOLD PLATED  
Available: • Polished • Satin




COPPER  
Available: • Polished • Satin




BRASS  
Available: • Polished • Satin



BLACK NICKEL PLATED  
Available: • Polished • Satin



CHROME PLATED  
Available: • Polished • Satin



NICKEL PLATED  
Available: • Polished • Satin



STAINLESS STEEL  
Available: • Polished • Satin



Colour  
is our nature

## 8A DMX/DALI Full-Colour Dimmable LED Drivers

### Input characteristics

Input voltage DC	12-28V
Input current	8A max, irrespective of PSU voltage

### Output characteristics

LED output load	8A max, irrespective of whether using one or both LED outputs
LED output voltage	12V - 28V
LED outputs	2 (UL Class 2)
AUX output voltage	equal to input voltage
AUX output current	180mA @ 12V 90mA @ 24V
AUX output power	2W
Circuit protection	To prevent excessive output current from damaging the LED driver, it is highly recommended to use circuit protection appropriate for your application's nominal and inrush current requirements in combination with an OVP, OVC short circuit protected AC/DC adapter.

### Control characteristics

Control channels	1 (210D/211D/212D) 2 (220D/222D)
Dimming protocol	DMX, DALI or 0-10V
Dimming range	100%-0%
Dimming method	HydraDrive
Dimming curve	linear or logarithmic (LIN211D)
0-10V isolation	to Line voltage input: 1500V (LIN211D) to LED output: 3750V (LIN211D) n.a. (210D, 212D, 220D, 222D)
0-10V current draw	0.6mA typically, 2mA max (211D) n.a. (210D, 212D, 220D, 222D)

### Product offering



**LINEARdrive 210D** P/N: **LIN210D1**  
LINEARdrive DC, 8A, 12-24VDC, DALI, 1 ballast, 2x LED outputs, constant voltage, plastic long

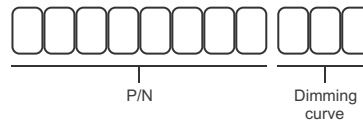
**LINEARdrive 220D** P/N: **LIN220D1**  
LINEARdrive DC, 8A, 12-24VDC, DALI, 2 ballasts, 2x LED outputs, constant voltage, plastic long

**LINEARdrive 211D** P/N: **LIN211D1**  
LINEARdrive DC, 8A, 12-24VDC, 0-10V, 1 control channel, 2x LED outputs, constant voltage, plastic long

**LINEARdrive 212D** P/N: **LIN212D1**  
LINEARdrive DC, 8A, 12-24VDC, DMX, 1 control channel, 2x LED outputs, constant voltage, plastic long

**LINEARdrive 222D** P/N: **LIN222D1**  
LINEARdrive DC, 8A, 12-24VDC, DMX, 2 control channels, 2x LED outputs, constant voltage, plastic long

### Order number configuration




P/N: for LED driver part number, see 'Product offering' above.

Dimming curve: enter "LIN" for linear or "LOG" for logarithmic dimming curve. Applies to LIN211D1 only.

## Dimensions, weight and packaging

### LINEARdrive 200 series

LxWxH	153x50x23mm / 6.02x1.97x0.91in
Weight	120 g / 4.2 oz
Items per carton	12 pcs

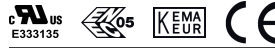


## Standards and certifications

### Standards compliance

EN	61347 LIN210D/LIN220D: 62386-101/102/207
RoHS	RoHS2
UL, Recognized Component	UL 1310, UL 8750 (Class 2 output)

### Certifications




## Wiring Specifications

Wire type	AWG 24-16, 0.2-1.5mm <sup>2</sup>
Wire strip length	9mm / 0.35in

## Wiring diagrams

### LINEARdrive 210D, 220D



### LINEARdrive 211D



### LINEARdrive 212D, 222D



## Thermal specification

T <sub>a</sub> operating range	-20 °C ... +50 °C / -4 °F ... +122 °F
T <sub>c</sub> max	65 °C / 149 °F



### ■ Features

- Universal AC input / Full range
- Withstand 300VAC surge input for 5 second
- No load power consumption < 0.3W
- Miniature size and 1U low profile
- High operating temperature up to 70°C
- Protections: Short circuit / Overload / Over voltage
- Cooling by free air convection
- Compliance to IEC/EN 60335-1 (PD3) and IEC/EN61558-1, -2-16 for household appliances
- Operating altitude up to 5000 meters (Note.7)
- Withstand 5G vibration test
- High efficiency, long life and high reliability
- LED indicator for power on
- Over voltage category III
- 100% full load burn-in test
- 3 years warranty

### ■ Applications

- Industrial automation machinery
- Industrial control system
- Mechanical and electrical equipment
- Electronic instruments, equipments or apparatus
- Household appliances

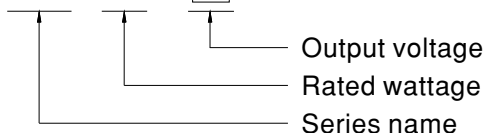
### ■ Description

LRS-75 series is a 75W single-output enclosed type power supply with 30mm of low profile design. Adopting the full range 85~264VAC input, the entire series provides an output voltage line of 5V, 12V, 15V, 24V, 36V and 48V.

In addition to the high efficiency up to 91.5%, the design of metallic mesh case enhances the heat dissipation of LRS-75 that the whole series operates from -30°C through 70°C under air convection without a fan. Delivering an extremely low no load power consumption (less than 0.3W), it allows the end system to easily meet the worldwide energy requirement. LRS-75 has the complete protection functions and 5G anti-vibration capability; it is complied with the international safety regulations such as TUV EN60950-1, EN60335-1, EN61558-1/-2-16, UL60950-1 and GB4943. LRS-75 series serves as a high price-to-performance power supply solution for various industrial applications.

### ■ Model Encoding

LRS - 75 - 5



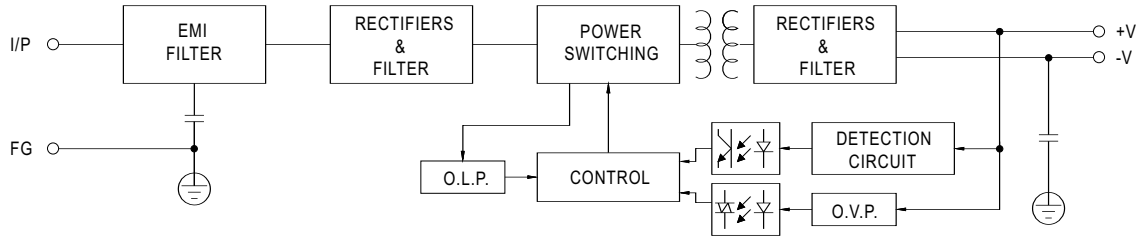


**SPECIFICATION**

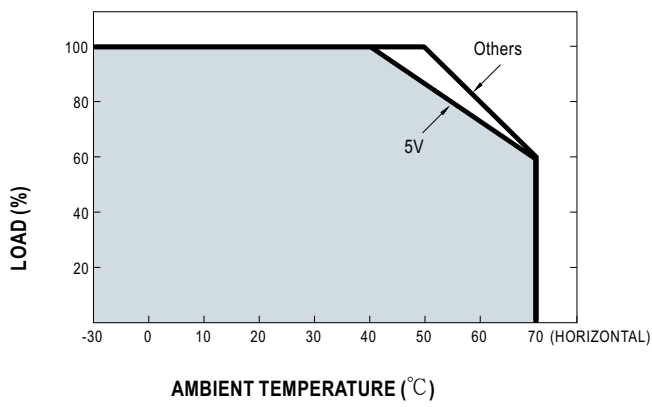
MODEL		LRS-75-5	LRS-75-12	LRS-75-15	LRS-75-24	LRS-75-36	LRS-75-48
OUTPUT	DC VOLTAGE	5V	12V	15V	24V	36V	48V
	RATED CURRENT	14A	6A	5A	3.2A	2.1A	1.6A
	CURRENT RANGE	0 ~ 14A	0 ~ 6A	0 ~ 5A	0 ~ 3.2A	0 ~ 2.1A	0 ~ 1.6A
	RATED POWER	70W	72W	75W	76.8W	75.6W	76.8W
	RIPPLE & NOISE (max.) Note.2	100mVp-p	120mVp-p	120mVp-p	150mVp-p	200mVp-p	200mVp-p
	VOLTAGE ADJ. RANGE	4.5 ~ 5.5V	10.2 ~ 13.8V	13.5 ~ 18V	21.6 ~ 28.8V	32.4 ~ 39.6V	43.2 ~ 52.8V
	VOLTAGE TOLERANCE Note.3	±2.0%	±1.0%	±1.0%	±1.0%	±1.0%	±1.0%
	LINE REGULATION Note.4	±0.5%	±0.5%	±0.5%	±0.5%	±0.5%	±0.5%
	LOAD REGULATION Note.5	±1.0%	±0.5%	±0.5%	±0.5%	±0.5%	±0.5%
	SETUP, RISE TIME	500ms, 30ms/230VAC    500ms, 30ms/115VAC at full load					
HOLD UP TIME (Typ.)	60ms/230VAC    12ms/115VAC at full load						
INPUT	VOLTAGE RANGE	85 ~ 264VAC    120 ~ 373VDC					
	FREQUENCY RANGE	47 ~ 63Hz					
	EFFICIENCY (Typ.)	86.5%	89%	89%	90%	91.5%	91.5%
	AC CURRENT (Typ.)	1.4A/115VAC    0.85A/230VAC					
	INRUSH CURRENT (Typ.)	COLD START 65A/230VAC					
	LEAKAGE CURRENT	<0.75mA / 240VAC					
PROTECTION	OVER LOAD	110 ~ 150% rated output power Protection type : Hiccup mode, recovers automatically after fault condition is removed					
	OVER VOLTAGE	5.75 ~ 6.75V	13.8 ~ 16.2V	18.75 ~ 21.75V	28.8 ~ 33.6V	41.4 ~ 48.6V	55.2 ~ 64.8V
ENVIRONMENT	WORKING TEMP.	-30 ~ +70°C (Refer to "Derating Curve")					
	WORKING HUMIDITY	20 ~ 90% RH non-condensing					
	STORAGE TEMP., HUMIDITY	-40 ~ +85°C, 10 ~ 95% RH non-condensing					
	TEMP. COEFFICIENT	±0.03%/°C (0 ~ 50°C)					
	VIBRATION	10 ~ 500Hz, 5G 10min./1cycle, 60min. each along X, Y, Z axes					
	OVER VOLTAGE CATEGORY	III, Compliance to EN61558, EN50178, altitude up to 2000 meters					
SAFETY & EMC (Note 8)	SAFETY STANDARDS	UL60950-1, TUV EN60950-1, EN60335-1, EN61558-1/-2-16, CCC GB4943 approved					
	WITHSTAND VOLTAGE	I/P-O/P:3.75KVAC    I/P-FG:2KVAC    O/P-FG:1.25KVAC					
	ISOLATION RESISTANCE	I/P-O/P, I/P-FG, O/P-FG:100M Ohms/500VDC / 25°C / 70% RH					
	EMC EMISSION	Compliance to EN55032 (CISPR32), GB9254 Class B, EN55014, EN61000-3-2,-3					
OTHERS	EMC IMMUNITY	Compliance to EN61000-4-2,3,4,5,6,8,11, EN61000-6-2 (EN50082-2), heavy industry level, criteria A					
	MTBF	681.2K hrs min.    MIL-HDBK-217F (25°C)					
	DIMENSION	99*97*30mm (L*W*H)					
	PACKING	0.25Kg ; 45pcs/ 12.25Kg/ 0.77CUFT					
NOTE	<p>1. All parameters NOT specially mentioned are measured at 230VAC input, rated load and 25°C of ambient temperature.</p> <p>2. Ripple &amp; noise are measured at 20MHz of bandwidth by using a 12" twisted pair-wire terminated with a 0.1uf &amp; 47uf parallel capacitor.</p> <p>3. Tolerance : includes set up tolerance, line regulation and load regulation.</p> <p>4. Line regulation is measured from low line to high line at rated load.</p> <p>5. Load regulation is measured from 0% to 100% rated load.</p> <p>6. Length of set up time is measured at cold first start. Turning ON/OFF the power supply very quickly may lead to increase of the set up time.</p> <p>7. The ambient temperature derating of 5°C/1000m is needed for operating altitude greater than 2000m(6500ft).</p> <p>8. The power supply is considered a component which will be installed into a final equipment. All the EMC tests are been executed by mounting the unit on a 360mm*360mm metal plate with 1mm of thickness. The final equipment must be re-confirmed that it still meets EMC directives. For guidance on how to perform these EMC tests, please refer to "EMI testing of component power supplies." (as available on <a href="http://www.meanwell.com">http://www.meanwell.com</a>)</p>						

■ **Block Diagram**

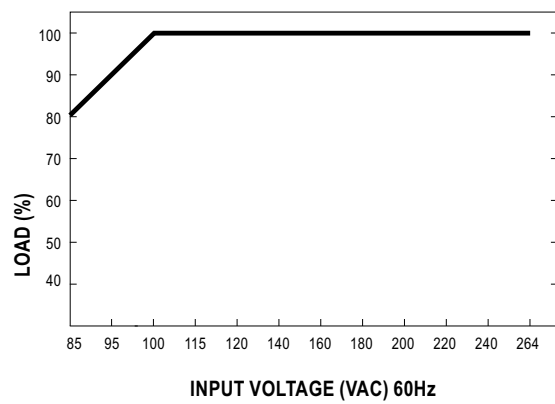
fosc : 65KHz



■ **Derating Curve**



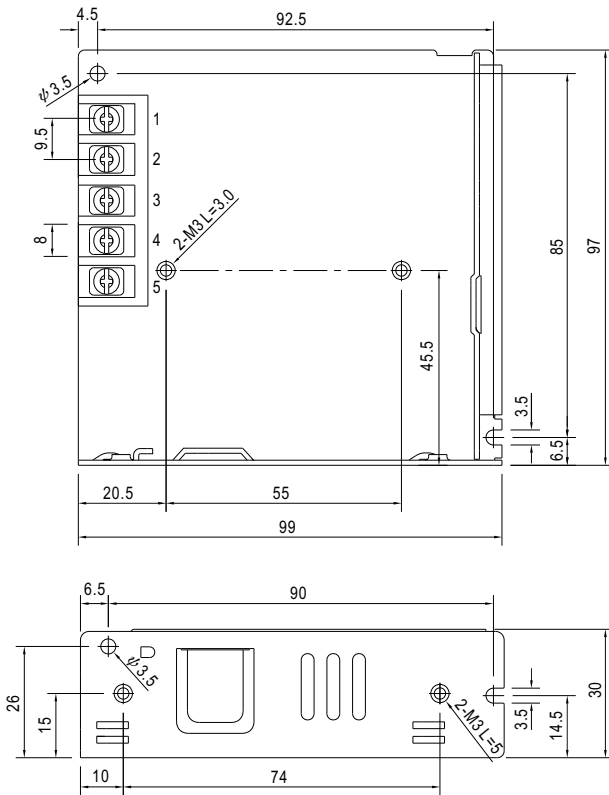
■ **Static Characteristics**





■ Mechanical Specification

Case No.240A Unit:mm



Terminal Pin No. Assignment

Pin No.	Assignment	Pin No.	Assignment
1	AC/L	4	DC OUTPUT -V
2	AC/N	5	DC OUTPUT +V
3	FG $\perp$		

■ Installation Manual

Please refer to : <http://www.meanwell.com/manual.html>